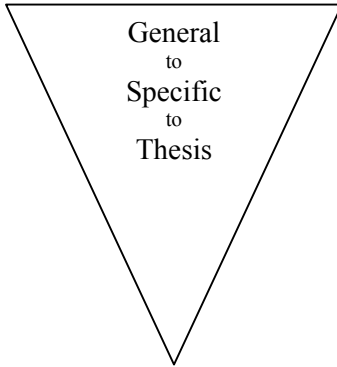




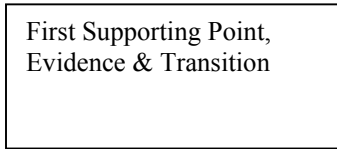
Persuasive Five-Paragraph Essay Outline/Description

I. Introduction (1 paragraph):



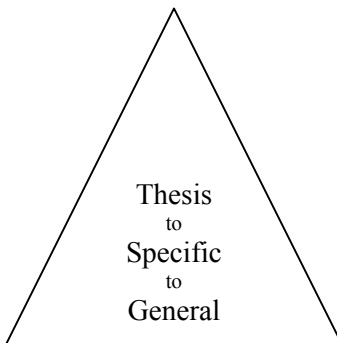
- A. **Hook:** Capture the interest of the reader and set the tone for your essay.
- B. Narrow your focus: Move from **general ideas** to **topics specific** to your **thesis statement**.
- C. **Thesis statement:** What your essay will prove. This will be your final sentence in the introduction. After reading your introduction, your reader should know what your three main supporting points will be in the body paragraphs.

II. Body (3 paragraphs):



- A. Topic sentence: Each new paragraph should begin with a sentence designed to specify the contents of the paragraph and to keep the momentum of the essay moving. Topic sentences help to keep the reader focused on the point of your paragraph. Each of your three topic sentences will state a support point.
- B. Evidence: What evidence is there to support your ideas? Without evidence your essay is not worth much more than the paper on which it is printed.
- C. Opposition/Rebuttal: You should **anticipate the opposing arguments** your readers might be making and **refute each, one by one**. Hint: Don't build the opposition's case. **Refute each point immediately after it has been presented.**
- D. Smooth Transition: Finish your paragraph (and begin your next paragraph) with a sentence that leads the momentum of the essay onto a new point. Readability is an important part of a good essay.

III. Conclusion (1 paragraph):



- A. Reiterate your thesis statement (write it similarly, not identically).
- B. Summarize your first, second and third supporting points.
- C. A good conclusion goes a little beyond a simple summary of the main points of your essay. Not only do you want to reaffirm the validity of your ideas, but you also want to be bold in the defense of your thesis. The conclusion is your chance to take a little liberty in your interpretation of your topic without having to show evidence as support. A conclusion is like a lawyer's closing statement. Be bold in answering the question, "So what?"
- D. End with a **call to action** and/or a **strong emotional appeal**. Remember—the last thing a reader reads is the first thing he/she remembers, and since this is a persuasive essay, you want to end with a BANG!